




SERVICE BULLETIN



NO113B DATE 05-01-99



A. J. ANTUNES & CO.

1025 W. NATIONAL AVE. • ADDISON, ILLINOIS 60101 • TEL: 630-543-8650 • FAX: 630-543-0359

McDONALD'S VERTICAL CONTACT TOASTER (VCT-200) Conveyor Motor Replacement Kit (P/N 7000204) Phase II

This bulletin is a follow-up of SB113A dated 2-3-99. SB113A covered a mandatory update for chain guards, wire sets and conveyor motors for VCT-200 toasters manufactured from 7-1-98 through 11-30-98 (serial numbers 0807____ up to 0812 ____). NOTE: Toaster serial numbers usually consist of 8 digits. We had a software glitch with our serial numbering machine and it would occasionally drop off the first digit. Therefore, the serial numbers of some of these retrofit units consisted of only 7 digits starting with an 8 instead of a 0. They will read 807 ____ up to 812 ____.

We are now going to update all of the conveyor motors installed on our new VCT-200 toasters manufactured between 12-1-98 through 2-1-99. This will ensure that all VCT-200 toasters have the new improved conveyor motors.

We are calling this update **Phase II**. The serial numbers of the toasters involved are 0812 ____ for the toasters manufactured in 1998 and SSA ____ for the toasters manufactured in 1999. The wire sets and chain guard kits are not necessary for this update because these items have already been factory installed. The SSA ____ serial number is the new black horse system we started 1-1-99 (see service bulletin 116 for more details on this system).

The following documentation accompanies this bulletin:

- ◆ Conveyor motor changing instructions (P/N 1010725, 2 pages). These instructions are included with each motor kit (P/N 7000204).
- ◆ List of McDonald's restaurants that have these toasters and that we are requesting you update.
- ◆ Conveyor motor change reimbursement form. Please make additional copies and **COMPLETE ONE FORM FOR EACH TOASTER**. Most locations will

have 2 toasters. It is not necessary to complete a CFESA form or invoice for each toaster. 25 or more reimbursement forms can be listed on one invoice.

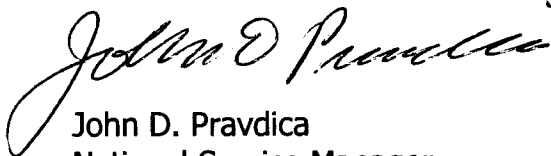
- ◆ Your recommended scheduling procedure with McDonald's restaurants. Please follow these recommendations, especially calling the store to schedule your technician.

We will immediately begin shipping to you at no charge enough conveyor gear motor kits (P/N 7000204) to make these changes that are on the enclosed list. If you find additional toasters in your area that fall into this change serial number window and that have not been changed, please go ahead and perform the update on these toasters. Please notify us to ship additional conveyor motors to you at no charge if you need them.

We still want the old motors returned to us in lots of 50 or more (or your maximum) at our expense.

Reimbursement for this update is for one trip per store location. Please charge all travel and mileage expense to the toaster in each location with the lowest serial number. We will allow 1/2 hour per toaster for each location at your normal billing rate. Any exception or additional service must be noted on the comment section of the form.

NOTE: To ensure proper operation, all of the gear reducers used with the new improved conveyor motors have been over supplied with gear lube. Occasionally when the unit gets hot, some of this extra lubricant will leak out of the gear reducer and puddle on the bottom of the control compartment. This should not be considered a failure and will not be covered under warranty. If this condition is called to your attention by your technician or customer, tell them to simply wipe up the excessive lubricant. The seeping will stop after all of the extra lubricant vacates the gear reducer.



John D. Pravdica
National Service Manager



Bill Krefetz
International Service Manager

JDP/drg

Roundup

FOOD EQUIPMENT DIVISION

A. J. ANTUNES & CO. 1025 W. National Avenue Addison, Illinois 60101-3199

INSTALLATION INSTRUCTIONS VCT-200 GEAR MOTOR KIT P/N 7000204

Removing and Replacing Conveyor Motor and Fan Blade Assy. (P/N 7000175)

⚠ WARNING ⚠

Turn the unit off, disconnect the power source and allow the unit to cool down before performing any service or maintenance on the unit.

1. Disconnect the motor wires and remove the drive motor and drive motor bracket (Figure 1). Discard the four 8-32 x 5/16" mounting bracket screws.
 2. Remove the motor sprocket using a hex wrench.
 3. Remove the drive motor bracket from the gear motor. Save the four 10-32 x 3/8" pan head screws (P/N 310P154).
 4. Place one drop of Loctite (Blue) into each threaded hole in the gear reducer casting. Attach the drive motor bracket to the gear reducer using the original four 10-32 x 3/8" screws removed in step 3.
 5. Attach the motor sprocket to the gear reducer as shown in Figure 2.
- NOTE: Be sure sprocket setscrew is positioned on the flat of the gear reducer shaft. Maintain the 3/16" dimension as shown in Figure 2. Apply Loctite (Blue) to threads of setscrew and tighten securely.*
6. Using the four new 8-32 x 5/16" stainless steel SEMS truss head screws (P/N 308P151), attach the drive motor bracket to the mounting bracket. DO NOT tighten screws at this time.
 7. Place the drive chain on the sprocket and push down on motor. Allow 1/4" (0.6 mm) play at middle of drive chain, then tighten mounting screws while maintaining motor position. Check drive chain play after tightening screws.
 8. Re-connect motor wires, one at a time.
 9. Place old gear motor back into shipping carton and return it to A.J. Antunes along with your "Verification and Reimbursement Form".

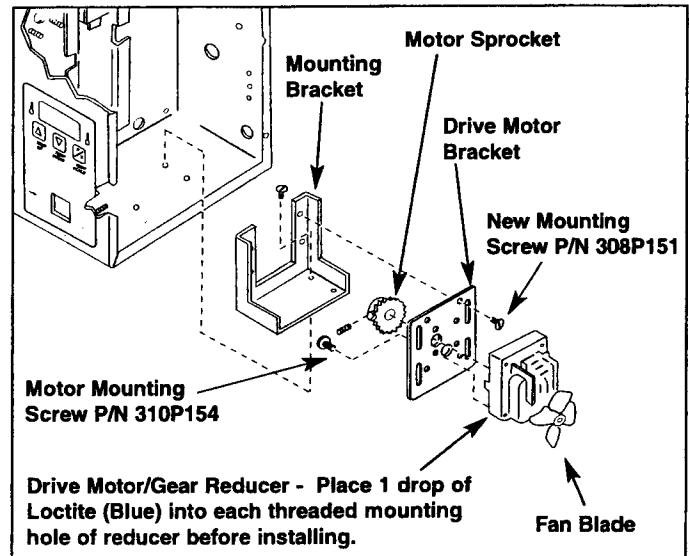


Figure 1. Replacing Drive Motor and Fan Blade

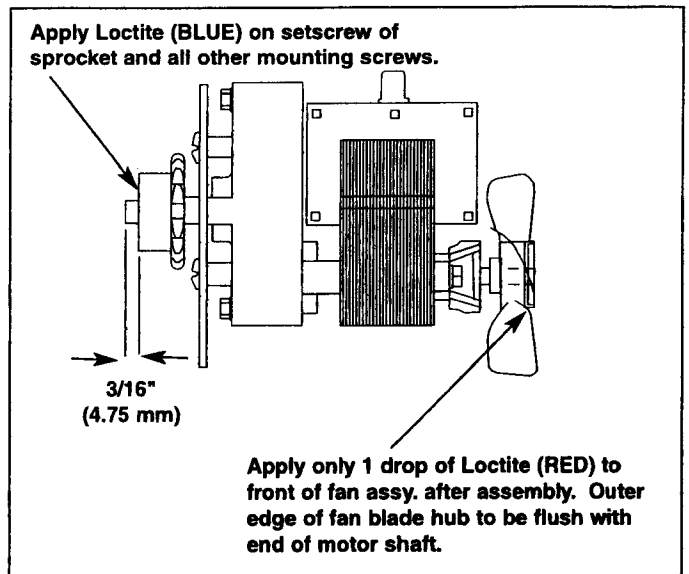


Figure 2. Conveyor Motor Sprocket and Fan Assembly Instructions

NOTE: Please return old gear motors in large bulk shipments to the factory.

See other side for additional information.

RECOMMENDED SCHEDULING PROCEDURE

1. Authorized Service Agency calls the restaurant to confirm the toasters with the serial numbers on the supplied list are at the restaurant.
2. If it is confirmed that the toasters are at the restaurant, the ASA sets up an appointment and schedules this with all other update sites in their assigned area. This will keep mileage and travel expenses to a minimum.
3. If the VCT-200 Rapid Toasters are not at the designated location, the ASA will attempt to find the correct location. If it is in their servicing area, they will perform the update. If the toaster is not in their service area or if they cannot locate it, they will inform A. J. Antunes & Co. Technical Support Department immediately (1-800-253-2991, extensions 223, 271, 291 or 293).
4. We are asking for your usual fine cooperation to finish this entire update by July 1st, 1999.



A.J. ANTUNES & CO.

Phone: (630) 543-8650 ● Fax: (630) 543-0359 ● Web: www.ajantunes.com

McDONALD'S VERTICAL CONTACT TOASTER, MODEL VCT-200 Conveyor Motor Replacement Kit, P/N 7000204

Phase 2

Project: Warr 0499

Verification & Reimbursement Form

Toaster Serial No. _____ Manufacturing No. _____

Date Update Completed _____

McDonald's Store Information

National Store No. _____ Store Manager _____

Address _____ City _____ State _____

Phone _____ Zip Code _____

Service Agency Information

Authorized Service Agency _____ Invoice No. _____

Address _____ City _____ State _____

Zip Code _____ Phone _____ Fax _____

Technician Name _____

COMMENTS _____

REIMBURSEMENT INFORMATION

Conveyor Motor P/N 7000204 No Charge 15% handling \$7.30

Labor Hours _____ Rate/Hr _____ Amount _____

*Travel Time _____ *Rate/Hr _____ * Amount _____

Total _____

* Most restaurants will have 2 VCT-200 Toasters. Reimbursement for this retrofit is only for 1 trip, so please charge all travel and mileage expenses to the toaster with the lowest serial number.